

ignition switches



C

SEALED KEY SWITCHES	C1
956 SERIES SWITCHES	C2
UNIVERSAL START SWITCHES	C3
MARINE SWITCHES	C4
SPECIALIZED IGNITION SWITCHES	C5
ACCESSORIES	C6
INFORMATION	C7

ignition switches

C1 SEALED KEY SWITCHES

Sealed Key Switches BP

With integral sealed Deutsch connector. Rugged plastic construction, with fully sealed contact area, using O-rings and ultrasonic welding. Contacts sealed front and back to IP67 (with connector installed). Available with or without key boot, with or without anti-restart, with or without spring return to Ignition/Accessory position. Key is removable only at the Off position. Tested to SAE J259 for ignition switches. Supplied with two matching tumbler keys. 31101 pigtail assembly fits all 95060 Series Switches. Contact rating 10A at 12V DC, 5A at 24V DC.

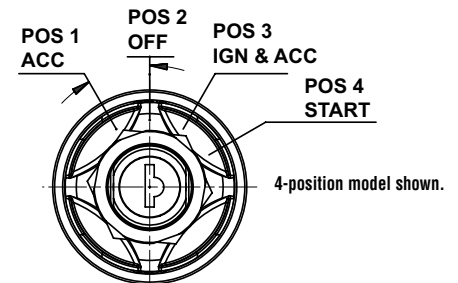
NEW



The above Underwriters Laboratories logo is the mark for recognized components that meet the test standards of UL in the USA and Canada.

Part No.	Positions	Spring Return	Key Boot	Anti-restart
95060	4: Acc-Off-Ign/Acc-Start	✓	✓	-
95060-01	4: Acc-Off-Ign/Acc-Start	✓	✓	✓
95060-02	4: Acc-Off-Ign/Acc-Start	-	✓	-
95060-03	3: Off-Ign/Acc-Start	✓	✓	-
95060-04	3: Off-Ign/Acc-Start	✓	✓	✓
95060-05	3: Off-Ign/Acc-Start	-	✓	-
95060-06	3: Acc-Off-Ign/Acc	-	✓	-
95060-07	2: Off-Ign/Acc	-	✓	-
95060-50BP	Same as 95060 with harness (Deutsch connector & wires)			
95060-60BP	Same as 95060-03 with harness (Deutsch connector & wires)			

*Other circuitries are available. Consult Cole Hersee.



	Battery Terminals 1&6	Start Terminal 2	Accessory Terminal 3	Ignition Terminals 4&5
Position 1	✓	-	✓	-
Position 2	✓	-	-	-
Position 3	✓	-	✓	✓
Position 4	✓	✓	-	✓

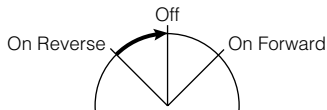
★ Rapid ship item. BP Available in retail clamshell pack. ✱ Minimum order quantity may apply. Part numbers needed in BOX require a -BX suffix on the purchase order.

Reversing Switches

These handy 3-Position switches can replace toggle or rockers. Keyed switches ensure that motors are locked in the Off position in cherrypickers, hoists, tailgate lifts, snowplows, walking-floor trailers, backhoes and many other applications. Typically one On is wired as Forward, the other On as Reverse.

On-Off-On (Reverse-Off-Forward)

Spring Return



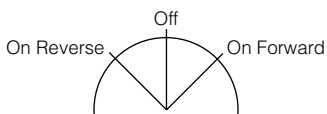
Key removable in Off position, spring return to Off from REVERSE.
Electrical ratings at 12V DC: 10A Reverse or Forward

95528-A*

Three screw terminals. Plated steel case. 5/8" -32 mounting stem. O-ring seal in mounting stem. Fits panels up to 9/16" (14.3mm) thick.



No Spring Return



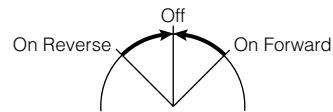
Key removable in Off position.
Electrical ratings at 12V DC: 10A Reverse or Forward

95593 With Tumbler Lock

Three screw terminals. Zinc diecast case. 3/4" -20 mounting stem, fits panels up to 11/64" (4.4mm).




Mom On-Off-Mom On (Mom Forward-Off-Mom Reverse)



Key removable in Off position, spring return to Off.

75705-01 10A With Tumbler Lock

Electrical Ratings at 12V DC: 10A. Three screw terminals. Plated steel case. 13/16" -24 mounting stem with O-ring seal.



75701 20A With Lever

Electrical Ratings at 12V DC: 20A. Silver contacts. Three screw terminals. Plated steel case. 7/16" -28 mounting stem.



Reversing Switches



Reversing Switches

This type of switch has multiple applications: on cranes, hoists, winches, snowplows etc. — anything that calls for a motor to operate in forward-reverse, translating to motorized motion of up-down, left-right, open-close, in-out etc.

An alternate mechanism is to use Reversing Solenoids 24400, 24401, 24401-01, 24402, 24450 in conjunction with rocker, toggle, push-pull or rotary switches. These solenoids are also used for forward-reverse in simple automotive vehicles, such as golf carts and garden tractors.

C ignition switches

C5 SPECIALIZED IGNITION SWITCHES


Diesel Ignition and Start Switches

These heavy-duty switches provide a superior pre-heat circuit to energize the glow plugs.

4-Position


956-9100

Key removable at Off, spring return to IGN/ACC, spring return from FUEL. Electrical Ratings at 12V DC: 10A Fuel, 10A Accessory, 5A Ignition, 5A start. Five screw terminals. Diecast case. 1" -24 mounting stem, with O-ring seal, fits panels up to 3/32" (2.4mm). Gasket-sealed terminal insulator.



Ignition Switch with Wire Lead Assembly

95614



Key removable in Off. Electrical Ratings at 12V DC: 5A. Two 12" 14AWG wire leads with attached ring terminals. Heavy duty steel case, plated to resist corrosion. Coded lock cylinder with two keys. Rubber boot seal for added moisture and dust protection. 13/16" (20.6mm) diameter mounting stem, 25/64" (9.9mm) long fits panels up to 7/32" (5.5mm).

Foot-Operated Starter Switches

Off – On, normally Off. On with plunger depressed, spring return to Off. Copper contacts and terminal studs.

9060 Long Plunger ★

1.83" (46.5mm) long plunger. Two stud terminals, 5/16" -24 thread with hexnuts and lockwashers. Mounting: two 9/32" (7.2mm) diameter holes, 1 3/4" (44.5mm) on centers.

Replaces: Autolite SW-40001 (15-47), 15-50, 4001A, 4002, 4005, 4010, 4015 (15-51), Delco D900 (405C).



9183 Short Plunger ★

Same as 9060, but with 1" (25.4) long plunger.

Replaces: Autolite SW-4012 (15-49), Delco 1996478.



91001 Angled Mount

.66" (16.8mm) long plunger. One stud terminal, 3/8" -16 thread with 8-32 stud for attaching external ground. Mounting: two 7/32 x 9/32" (5.6 x 7.1mm) holes, 1.40" (35.4mm) on centers.


Replaces: Autolite 15-201, Delco 1930496 (D906).



3-Position

95033

Spring return to Off. Electrical Ratings at 12V DC: 50A Glow Plug, 10A Start. Three screw terminals. Plated steel case. 5/8" -32 mounting stem, with O-ring seal, fits panels up to 1/4" (6.7mm). Silver contacts.



Battery Ignition and Light Switch

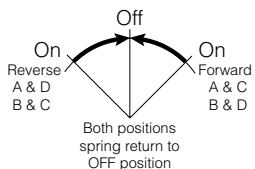
9621-01

Provides a light circuit in addition to the ignition function. Electrical Ratings at 12V DC: 5A Ignition, 5A Lights. Three screw terminals. Plated steel case. 5/8" -32 mounting stem, fits panels up to 9/64" (3.6mm).



★ Rapid ship item. BP Available in retail clamshell pack. ✱ Minimum order quantity may apply. Part numbers needed in BOX require a -BX suffix on the purchase order.

D2 ROTARY REVERSING SWITCHES



For forward-reverse operation of a motor, to give a motion such as Up/Down, Left/Right, In/Out, Rotate/Counter-rotate. Suitable for control of tailgates, winches, windlasses, snowplows and other applications. DPDT. Spring return to Off from both On positions. Four screw terminals. Plated steel case.


90005-01 15A, Lever ★

15A at 12V DC. Lever actuator. Silver contacts. Mounting stem 1/2"-20 thread, 1 1/4" (31.8mm) long.



90005-04* 15A, Lever

15A at 12V DC. Lever actuator. Silver contacts. Mounting stem 1/2"-20 thread, 13/32" (10.4mm) long.



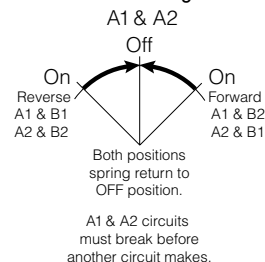
90005-03 15A, Lock ★

15A at 12V DC. Key actuator with coded tumbler lock. Spring return to Off from both On positions. O-ring seal in stem. Mounting stem 13/16"-24 thread.



75712-04 50A, Lever BP ★

Heavy duty 50A switch allows forward and reverse motion of a motor without the need for a relay, especially for operation of tarps on trucks. Heavy duty component parts: 3/32" thick terminals, silver-laminated contacts to resist arcing over a long working life. 2.09" diameter (53.1mm) steel case. 10-32 x .375" (9.5mm) terminal screws with lockwashers. Mounting stem 1/2" -20 thread.



Forward & Reverse Switches



Cole Hersee manufactures several rotary switches that can be used in Forward-Reverse applications. These switches are DPDT Momentary On - Off - Momentary On, such as the 90005 series switches (15A at 12V DC). For demanding applications, there's the 75712-04, rated at 50A at 12V DC.

But we make other types of controls that can switch a motor to forward or reverse mode:

Forward & Reverse Module


Sealed module handles high power motor reversing and features dynamic braking. See page 99.



55046
Toggle Switch
25A at 12V DC



58027-18
Rocker Switch
25A at 12V DC



90005-03
Keyed Switch
15A at 12V DC

Cole Hersee switches: always lots of choices.

★ Rapid ship item. BP Available in retail clamshell pack. * Minimum order quantity may apply. Part numbers needed in BOX require a -BX suffix on the purchase order.

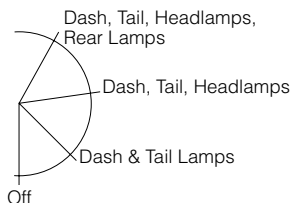
72079-01 With Knob

With black knob imprinted with SAE headlamp symbol. Silver contacts. Five screw terminals. Plated steel case. Mounting stem 5/8"-32 thread. With O-ring seal in the mounting stem. 20A per circuit at 12V DC.



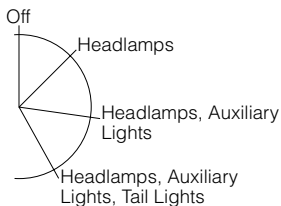
72058-01* With Lever

Lever actuator and indexing pin. Four screw terminals. Plated steel case. Mounting stem 1/2"-20 thread. With O-ring seal in the mounting stem. Silver contacts. 30A total at 12V DC.



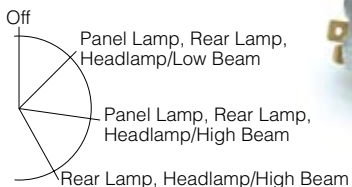
72023-01 With Short Lever

With short diecast lever. Four screw terminals. Plated steel case. Mounting stem 5/8"-32 thread. With O-ring seal in the mounting stem. 20A per circuit at 12V DC.



72051-03 With Black Lever

With black nickel-plated lever actuator. Five blade terminals, accepts Delphi (Packard) connector 2962912. Plated steel case. Mounting stem 5/8"-32 thread. With O-ring seal in the mounting stem. 20A per circuit at 12V DC.




Fog Light Rocker Switch



As an alternate, fog light rocker switch 58027-17 matches other rocker switches that might be installed on the dashboard. For other switches of this type see Section A1.

No More Dead Batteries!



SureStart™ Low Voltage Disconnect switches automatically disconnect ancillary loads before battery power is insufficient to start the vehicle. They automatically reconnect when voltage has been restored.

Prolongs battery life by preventing irreversible damage due to excessive discharge. See page 85.

★ Rapid ship item. BP Available in retail clamshell pack. ★ Minimum order quantity may apply. Part numbers needed in BOX require a -BX suffix on the purchase order.

Air Conditioning Switch

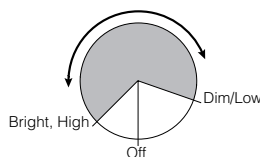
68159-05

Off - Low - Medium - High. Clutch circuit is energized in L, M and H. No electrical break between positions. Silver contacts. 7/16" -28 thread mounting stem, .34" (8.6mm) long. Five blade terminals. Plated steel case, 1.39" (35.3mm) diameter, .50" (12.2mm) long. Black plastic knob with SAE arrow symbol and with metal insert and set screw.



Air Conditioning Switches

For 12V DC systems. Ceramic insulator with embedded coil for effective heat dissipation. 7/16" -28 thread mounting stem, 15/32" (11.9mm) long. Plated steel case, 1.32" (33.5mm) diameter, .88" (22.4mm) long. Black plastic knob with metal insert and set screw.



7493 with round/bar knob

7493 8 Ohm

With round/bar black knob. Two screw terminals.

7493-01 3 Ohm

With round/bar black knob. Two screw terminals.

7496 8 Ohm

With round/bar black knob. Two blade terminals.

7493-07 8 Ohm, Imprinted

With round/bar black knob imprinted "Panel Lamps". Two screw terminals.

7496-04 8 Ohm, Imprinted

With round/bar black knob imprinted "Panel Lamps". Two blade terminals.

7496-11 18 Ohm, Imprinted

With round black knob imprinted with SAE variable symbol. Two blade terminals



Heater-Defroster Switches

Four positions: Off-High-Medium-Low. 12V DC 3 Ohms or 24V DC 6 Ohms. Two screw terminals. Coil embedded in ceramic insulator for effective heat dissipation. Connections are welded to the resistance coil. Plastic round/bar knob with metal insert and set screw. Mount through a 5/8" hole (15.9mm) or with an optional bracket.

68362 12V, Black Knob



68363 24V, Black Knob

68366 24V, Tan Knob

With faceplate



Knobs

See page 157.



★ Rapid ship item. BP Available in retail clamshell pack. * Minimum order quantity may apply. Part numbers needed in BOX require a -BX suffix on the purchase order.

wiper switches



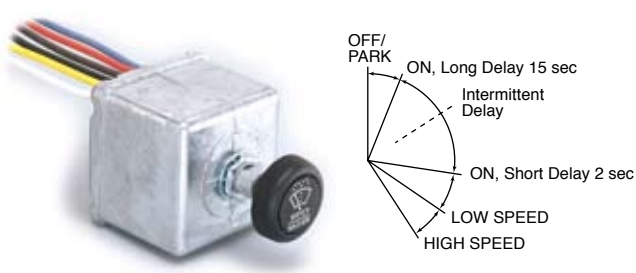
E

ELECTRONIC SWITCHES	E1
ELECTRIC TWO-SPEED SWITCHES	E2

wiper switches

E1 ELECTRONIC SWITCHES

With intermittent delay feature for permanent magnet electric wiper motors. Ensures dependable control of windshield wipers on heavy-duty vehicles. For 12V DC or 24V DC vehicles as noted, with or without dynamic parking, negative ground only. 4 positions: Off/Park - Intermittent Range - Low - High. Push-to-wash (one to three wipes after the knob is released). Black plastic knob with metal insert and set screw, white imprint. Diecast case 2 7/32" (56.4mm) square, 1 13/16" (46.0mm) long. 7/16 -28 thread mounting stem, .45" (11.3mm) long. Hexnut and lockwasher included. Switches conform to SAE J1455, SAE J112a and J234. Switches control most two-speed wiper motors.



With Dynamic Parking Controls one or two motors.

75600-04 One Motor, Leads, 12V DC
Microprocessor design. Six color-coded wire leads, 5" (127.0mm) long. With round knob imprinted with SAE washer-wiper symbol.

75602-04 One Motor, Leads, 24V DC
Microprocessor design. Same as 75600-04, except 24V.

75600* One Motor, Delphi (Packard), 12V DC
Microprocessor design. Same as 75600-04, but with Delphi (Packard) 8-way female connector 2965977 (mates with 2965972.) With round knob imprinted with SAE washer-wiper symbol.

75600-02 One Motor, Delphi (Packard), 12V DC
Controls one motor. One Delphi (Packard) 6-way male connector 2977042 (mates with 2977044). Lead and connector assembly: 5.625" (142.9mm) long. With round knob imprinted with SAE washer-wiper symbol.

75600-05 One Motor, Delphi (Packard), 12V DC
Controls one motor. One Delphi (Packard) 4-way male connector 6294544 (mates with 2977048) and one Delphi (Packard) 4-way female connector 2977048 (mates with 6294544). With round knob imprinted with SAE washer-wiper symbol. Lead and connector assembly: 5.625" (142.9mm) long.

75600-07* One Motor, 12V DC
Controls one motor. One 7-pole connector. Supplied with hexnut and lockwasher for mounting, no knob. Lead and connector assembly: 5.625" (142.9mm) long.



75600-01 Two Motors, 12V DC
Controls two motors. One Delphi (Packard) 4-way male connector 6294544 (mates with 2977048) and one Delphi (Packard) 6-way male connector 2977042 (mates with 2977044). With round knob imprinted with SAE washer-wiper symbol. Lead and connector assembly: 5.625" (142.9mm) long.

★ Rapid ship item. BP Available in retail clamshell pack. ★ Minimum order quantity may apply. Part numbers needed in BOX require a -BX suffix on the purchase order.

Without Dynamic Parking

Controls one or two motors. 12V DC. Includes motors by Johnson Electric (formerly United Technologies) and Sprague Devices. Lead and connector assembly: 5.625" (142.9mm) long. Delphi (Packard) 8-way male connector 2965972 (mates with 2965977).

75601-14 With Knob

With round knob imprinted with SAE washer-wiper symbol.

75601-15 Without Knob

Includes hexnut and lockwasher for mounting.



wiper switches

For Permanent Magnet Electric Wiper Motors

For 12V and 24V DC, except where noted. For use with heavy-duty permanent magnet electric wiper motors. 3 positions: Off/Park - Low - High.

Without Dynamic Parking

For use with Johnson Electric (formerly United Technologies) motors. Black plastic knob with metal insert and set screw, white imprint. Plated steel case 1 3/8" (34.9mm) diameter, 3/8" (9.5mm) long. Mounting stem 7/16" -28 thread, .38" (9.6mm) long.



75212-04 Single Motor, With Push-To-Wash

4 blade terminals.

75221-06 Single Motor, Without Push-To-Wash

4 blade terminals. Internal 6A circuit breaker at 12V DC.

75221-09 Single Motor, With Push-To-Wash

5 blade terminals. Internal 6A circuit breaker at 12V DC.

75217-04 Dual Motor, Without Push-To-Wash

6 blade terminals.

75226 Dual Motor, With Push-To-Wash

7 blade terminals.

With Dynamic Parking

For use with motors with dynamic parking, including Robert Bosch and Sprague Devices motors. Sealed construction, including O-ring on the shaft. Black plastic knob with metal insert and set screw, white imprint. Mounting stem 7/16" -28 thread, .45" (11.4mm) long. Diecast case 1 5/8" (41.3mm) diameter.

75228-03 Single Motor, With Push-To-Wash

6 blade terminals.



75228-07 Single Motor, With Push-To-Wash

Same as 75228-03, but with Delphi (Packard) connector 6288538.

75228-04 Single Motor, With Push-To-Wash

5 blade terminals.

75236 Dual Motor, With Push-To-Wash

8 blade terminals.

Knobs

See page 157.



7014 Heater Switch, Four Positions

Off-Low-Med-Hi. 12V DC.
Coil resistance 3 Ohms.
Two screw terminals.

Ivory plastic knob, imprinted "Heater" in gold lettering, with 10-32 threaded metal insert.
Plated steel case 3 5/64"L x 1 5/64"W x 3/4"H (78.2 x 27.4 x 19.1mm). 7/16" -28 thread mounting stem, .26" (6.7mm) long.



7019 Heater-Defroster Switch

Three positions: Off - Low - High.
10A at 12V DC. Two screw terminals. Without knob, shaft is 10-32. Three female bullet terminals. Case 1.625" x .85" x .635" (41.3 x 21.6 x 15.9mm). 7/16" -28 thread mounting stem, .34" (8.6mm) long. Replaces: Ford FAA-18578-A.



50071 Heater Switch

Two-circuit, SP Off - On (low speed) - On (high speed).

Energizes two circuits alternately from a common feed.
Heavy-duty: 10A at 12V DC, 6-36V DC.
Plated steel housing and mounting stem, 1/2" -20 thread, 1/4" (6.4mm) long. Integral chrome-plated brass knob. Three female bullet terminals.
Mounting hardware included.



50088 Headlamp Switch

Extra Heavy-duty: SPST

Off - On, normally Off. 30A at 12V DC, 6-36V DC. Energizes two circuits simultaneously from a common feed for headlamps and taillamps. Brass mounting stem, 7/16" -28 thread. 5/16" (7.9mm) long. Black plastic knob, 10-32 thread with set screw. Zinc housing. Silver contacts. Sealed with a gasket under the terminal insulator. Mounting hardware included.



68028 Heater Switch, Three Positions


Off-Hi-Lo. 12V DC.
Coil resistance 3 Ohms.
Two screw terminals.

Ivory plastic knob, imprinted "Heater" in gold lettering, with 10-32 threaded metal insert.
Plated steel case 1 13/16"W x 1 19/32" x 1/2"H (46.0 x 40.5 x 12.7mm). 7/16" -28 thread mounting stem, 5/16" (15.8mm) long.



50036 Two-Speed Axle Switch **BP**

Two-circuit, On-On. 12V DC. For mounting on gear shift lever with a clamp (not supplied). Red plastic knob, 1 1/4" (31.8mm) diameter. Three female bullet terminals. Zinc case with protective rubber boot. For use with 9283 and 40102.



Replaces: Diamond T/Reo 9935-H, 319305, Dodge 1390517, Eaton 32861, Ford 8QH-4078, SW-1535, GMC 2274282, International 79348-R91, Mack IMR-201, White 716913.

9283 Terminal Block Limit Switch

Controls Eaton two-speed axle shift. Use with 50036. Mounts in axle shift motor housing. Heavy plastic insulator base, two 8-32 studs, 3/4" (19.1mm) long and two 8-32 studs 7/32" (5.6mm) long.



Replaces: Chevrolet 2279014, 3854312, Diamond T/Reo 9913-H, 356005, Dodge 1390517, 1508375, 1508404, Eaton 32382, 32414, 62252, Ford B2Q-4107-A, SW-1356, GMC 2279002, International 79050-R91, White 716920.

40102 Connector & Cable Assembly

Wire harness connects 9283 and 50036.



Replaces: Eaton 38810, Ford FAB-14668-B

50040* Magneto Switch, In-Run

In-Run (magneto terminal open), out-Off (magneto terminal grounded). 10A at 12V DC, 6-36V DC. Integral nickel-plated knob. One screw terminal. Plated steel housing. Aluminum mounting stem 3/8" -32 thread, 5/8" long (15.9mm).



50203 Magneto Switch, Out-Run

In-Off (magneto terminal grounded) out-Run (magneto terminal open). 10A at 12V DC, 6-36V DC. Integral nickel-plated knob. One screw terminal. Plated steel housing. Aluminum mounting stem 3/8" -32 thread, 5/8" long (15.9mm).



75920 Single Pole Master Disconnect

NEW

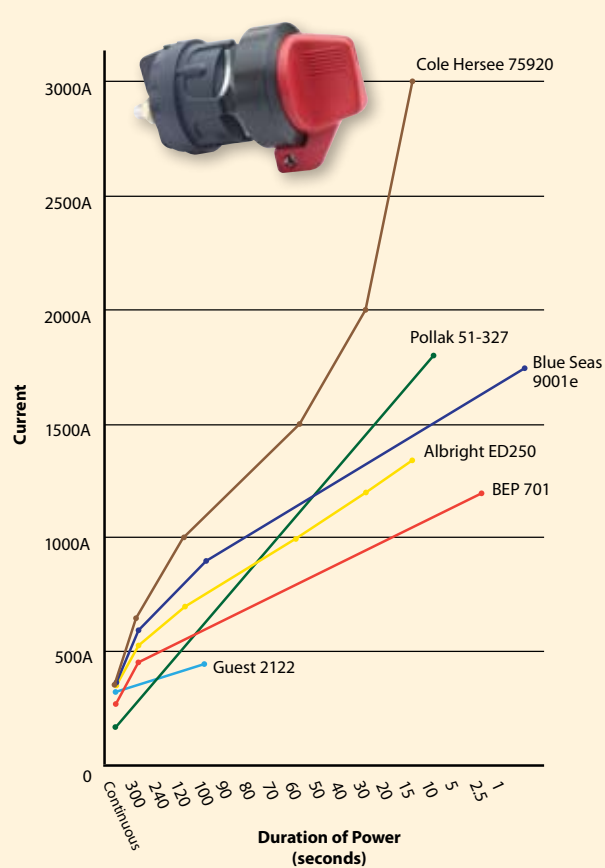


Protects vehicles against tampering, theft and battery drain. Protects from hazards during vehicle servicing, and can be locked-out or tagged-out. Provides an effective emergency power cutoff.

High amperage capacity: 300A at 12V DC. Can be used in both positive or in negative path applications. Waterproof and dustproof to IP67 (immersible). Switch can be located in the best location, regardless of environment. Composite engineered polymer housing will not rust or corrode. Tested per SAE 1455 for salt corrosion. Large red knob is easy to operate with gloved hands; 90° switch travel makes it easy to identify the switch position. Built-in lockout satisfies OSHA requirements for an energy isolation device. Attractive styling suitable for visible mounting close to operator. Large divider on base prevents accidental shorting of high energy cables. Fits standard Master Disconnect mounting pattern. Knob is secured in place with a set screw.



Performance of the 75920



Performance graph (Duration vs. current) of the Cole Hersee 75920 and some competitive marine switches.

Horizontal axis: Time. From continuous (maintained) current (on the left) down to one second (on the right).

Vertical axis; Current withstood by a given switch for the duration noted along the horizontal axis.

Specifications

Operating temperature range: -40 to 85°C.

Ingress protection rating: IP67.

Corrosion test: 96 hours salt spray test to ASTM standard.

Vibration test: 10-500Hz to SAE J1455.

Shock test: To SAE J1455.

Torque, Battery terminals: 5/16" - 24, 70-90 in-lbs (8-10Nm).

Torque, Mounting hardware: 3/4" - 16, 18 ft-lbs max (24.4Nm).

Operating voltage: 6V min, 36V max.

Continuous current: 300A max at 12V, 250A max at 24V, 200A max at 36V.

Intermittent current: 1000A at 12V, 90 sec on, 5 min off; 1500A at 12V, 60 sec on, 5 min off; 2000A at 12V, 30 sec on, 5 min off; 3000A at 12V, 15 sec on, 5 min off.

★ Rapid ship item. BP Available in retail clamshell pack. * Minimum order quantity may apply. Part numbers needed in BOX require a -BX suffix on the purchase order.

Single Pole

Two positions: Off-On. For 6-36V DC systems. Will disconnect the battery circuit only.

Electrical Ratings (unless noted):

1000A intermittent, 175A continuous.

UL Listed 707B: 800A intermittent, 175A continuous.

UL Listed 375M: 250A at 6V, 125A at 12V intermittent; 40A at 6V, 20A at 12V continuous.

Electrical ratings on UL labels are conservative.

With Diecast Lever

2484-16 ★

Mounting stem: Brass, 3/4" -16 thread, 23/32" (18.3mm) long. Fits panels up to 3/16" (4.8mm) thick. Terminals: Two 3/8" -24 studs. Case: Plated steel. Contacts: Silver.



2484-A ★

Same as 2484-16, but without UL label.

2484-09 ★

Same as 2484-16, but with copper contacts, and without UL label.

2484-06 ★

Same as 2484-16, but without UL label, and with weather-resistant with O-ring seal in operating shaft, gasket-sealed terminal insulation and sealant in mounting stem and case.

2484 ★

Same dimensions as 2484-16, but with copper contacts and ratings.



Waterproof

Some manufacturers claim that their switches are 'waterproof'. We, on the other hand, maintain that 'waterproof' refers only to an article that is specifically intended to function underwater. You'll find that many of our switches are designated 'weather-resistant', meaning that they are designed to function reliably in an environment that may be damp, perhaps subject to being splashed with salt spray, etc. These weather-resistant switches are also a good choice for dusty environments, such as those encountered in agriculture and construction.

M-284-01 Long Stem, Brass Case BP ★

Mounting stem: Brass 3/4" -16 thread (19.1mm), 1 13/32" (46.1mm) long. Fits panels up to 15/16" (23.8mm) thick. Terminals: Two 3/8" (9.5mm) diameter studs. Actuator: Chrome-plated lever. Silver-laminated contacts.



M-284 BP ★

Same as M-284-01, but with copper contacts, and without UL label.

M-284-A ★

Same as M-284-01, but without UL label.

M-284-02 Weather-Resistant ★

Same as M-284-01, but with O-ring seal in operating shaft, gasket-sealed terminal insulator and diecast lever with protective dichromate finish, and without UL label.

Also available with faceplate (M-284-09BP)

M-288 50 Amps

Rated at 50A at 14V DC. Mounting stem: 5/8" (15.9mm) diameter, 3/4" (19.1mm) long. Fits panels up to 17/32" (13.5mm) thick. Terminals: Two 10-32 brass screw terminals. Actuator: Diecast lever. Contacts: Silver. Case: Plated steel.



75908 2000A Intermittent, Weather-Resistant ★



Disconnects battery circuit only. Electrical rating: 2000A intermittent. 30 seconds On, 3 minutes Off, 300A continuous. Mounting stem: 3/4" -16 thread. Fits panels up to 1/4" (6.4mm) thick. Terminals: Two 1/2" -20 copper studs. Case: Plated steel. Sealing: sealed between shaft and mounting stem; case and terminal insulator.

With Hencol Lock

2484-02

Mounting stem: Brass, 3/4" -16 thread 17/32" (13.5mm) long. Fits panels up to 1/4" (6.4mm) thick. Terminals: Two 3/8" -24 studs. Plated steel case, silver-laminated contacts. Hencol lock and 2 keys. Indexing pin.



2484-03

Same as 2484-02, but with O-ring seal in the operating shaft.

2484-19 Weather-Resistant

Same as 2484-02, with gasket-sealed terminal insulator and with O-ring seal in operating shaft.

Double Pole

Two positions: Off-On. For 6-36V DC systems. Will disconnect the battery and the alternator or generator field circuit. Electrical ratings: Large studs: 1000A intermittent. 15 seconds On, 5 minutes Off. 125A continuous (unless noted). Small studs: 20A continuous.

With Diecast Lever

75903 Steel Case ★

Chrome-plated diecast lever. Plated steel case. Brass contacts. Brass mounting stem 3/4" -16 thread 23/32" (18.3mm) long. Fits panels through 3/16" (4.8mm) thick. Two 3/8" -24 and two 10-32 studs.



75904 Steel Case, Silver Contacts ★

Same as 75903, but with laminated silver contacts.

M-289 Brass Case

Chrome-plated diecast lever. Brass contacts. Brass mounting stem 3/4" -16 thread 1 13/32" (46.1mm) long. Fits panels through 15/16"



Standards

Cole Hersee makes switches and connectors that meet industry standards, generally understood to be those of the SAE and the automotive industry. Many of our switches meet other standards as well, such as USCG, ABYC, US Mine Safety & Health Administration. For OEMs we can design a switch to meet or exceed any standard.

For over a century, Underwriters' Laboratories (UL) has been a third-party trusted source worldwide for product compliance.

Having the UL mark on our products means that UL has tested and evaluated representative samples of that product and determined that they meet the stringent UL requirements. Products are continually checked by UL to make sure they continue to meet those requirements – UL inspectors visit the Cole Hersee factory every quarter to check on certified products. UL marks may be only used on products certified by UL and under the terms of a written agreement between UL and Cole Hersee.

Visit the UL website, www.ul.com where you can find us listed under 'Cole-Hersee'.

UL certified products are accepted in the US and Canada by OSHA, insurance companies, labor unions, fire officials and electrical inspectors.



The UL Listing Mark

One of the most common UL Marks, found on many Cole Hersee products. It means UL found that samples of this product met the UL safety requirements that are primarily based on UL's own published Standards for Safety.



The UL Marine Mark

These products have been tested specifically for marine use, and have been evaluated to UL's published Marine Safety Standards and other applicable standards and codes. These requirements specifically relate to hazards that can occur as a result of exposure to harsh marine environments - vibration, impact, ignition protection, water ingress and salt spray corrosion common on pleasure craft and boats.

Many of our marine switches also conform to applicable ABYC and USGC standards.

American Boat & Yacht Council: www.abycinc.org
United States Coast Guard: www.uscg.mil

We provide UL certification because our customers may be mandated to install UL-marked products. There are costs associated with UL certification and ongoing testing and auditing, and therefore UL-labeled switches may be slightly more expensive than their unmarked counterparts.



The CE Mark

The CE mark is a European mark analogous to UL. It similarly denotes that a product has undergone assessment procedures complies with European standards that apply to the product. The designation "CE" is French for "Conformité Européen"

★ Rapid ship item. BP Available in retail clamshell pack. * Minimum order quantity may apply. Part numbers needed in BOX require a -BX suffix on the purchase order.

M-290 Brass Case, Silver Contacts

Same as M-289, but with laminated silver contacts.

M-290-01

Same as M-290, but with O-ring seal in operating shaft.

M-290-05 UL Listed ★

Brass case. Silver laminated contacts. Chrome-plated diecast lever. Brass mounting stem 3/4" -16 thread 1 13/32" (46.1mm) long. Fits panels through 15/16" (23.8mm) thick. Two 3/8" -24 and two 10-32 studs.

**75904-01 Weather-Resistant, with Indexing Pin and O-Ring ★**

Diecast lever. Plated steel case. Silver-laminated contacts. Brass mounting stem 3/4" -16 thread 17/32" (13.5mm) long. Fits panels through 1/4" (6.4mm) thick. Two 3/8" -24 and two 10-32 studs. O-ring seal in the operating shaft, and gasket-sealed terminal insulator.

**75907 2000A Intermittent, Weather-Resistant ★**

Electrical ratings: Large studs: 2000A intermittent, 30 seconds On, 3 minutes Off. 300A continuous. Small studs: 20A continuous. Plated steel case. Chrome-plated diecast lever. Mounting stem 3/4" -16 thread, fits panels through 1/4" (6.4mm) thick. Two 1/2" -20 copper and two 10-32 studs. Sealed between shaft and mounting stem, and case and terminal insulator. With indexing pin.

Also available as single pole (75908).

**For Two High Current Loads****75912**

Electrical ratings: 125A continuous, 750A intermittent; 15secs On, 5min Off. Up to 36V DC max, carry only. Silver contact surfaces. Both poles are separately insulated. Four 3/8" -24 studs. Lockwasher and two brass hexnuts per stud are provided. 3/4" -16 brass mounting stem. Operating temperature range: -40° to 85°F (-40° to 29°C). O-ring seal in mounting stem; gasket seal at terminal insulator. Epoxy seal at case, mounting stem and locating pin. Heavy duty plated steel case. With indexing pin. Mounting torque 20ft lbs (27Nm); stud torque 4.4 to 7.4 ft lbs (6-10Nm).

**With Hencol Key****75904-02**

Two Hencol keys. Plated steel case. Silver-laminated contacts. Brass mounting stem 3/4" -16 thread 17/32" (13.5mm) long. Fits panels through 1/4" (6.4mm) thick. Two 3/8" -24 and two 10-32 studs. With indexing pin.

**Pilot Lights**

See page 111.

